



TEAMAX ADVENTURE

Blue Ocean Bike Tour (Busan to DMZ)

I . INTRO





BUSAN TO DMZ BIKE JOURNEY

Since our Seoul to Busan 600km Bike Tour got so popular and many bike travelers and manias are challenging Seoul to Busan bike tour, so our team had to think about next level for those who completed Seoul to Busan Bike Tour and advanced riders looking for better scenery and more adrenalin.

So TEAMAX ADVENTURE proudly respresents 'Blue ocean riding: Busan to DMZ 750km Bike journey'. This bike tour links Busan-Ulsan-Gyeongju-Pohang-Uljin-Taebak-Gangneung-Sokcho-DMZ and riders will have a great chance to discover Korean fishing village, Korean ocean rock formation, coastal line, architecture, harbor culture and seafood adventures.

It's not just bike tour! It is discovering Korea and experiencing Korea!

02 BRIEF ITINERARY

- 8 N 9 D

Day 1 Busan - Ulsan (103km)

Day 2 Ulsan - Gyeongju (90km)

Day 3 Gyeongju – Yeongdeok (90km)

Day 4 Yeongdeok - Uljin (91km)


Day 5 Uljin - Taebak (75km)

Day 6 Taebak - Gangneung (120km)

Day 7 Gangneung - Sokcho (80km)

Day 8 Sokcho – DMZ Gosung (80km)

Day 9 DMZ – Seoul/Busan



03 ROUTE MAP



Purple color route is for Busan to DMZ bike tour. We designed the route with 70% bike path and 30% roads. But we tried to pick roads with really few car traffic. Also we will challenge 25km climb on the way to Taebak which is Korea's deep mountain range area.

So considered that fact, this route requires high advanced riding skill and physical level. Because we wanted to make next level of Seoul to Busan route, and we wanted to make more difficult level for those who are high advanced riders. Please consider before you sign up this tour.

II. DETAIL INFO



01 GENERAL INFORMATION



TOURING



DURATION

9 Days/ 8 Nights



RENTAL BIKE

Hybrid



CYCLING DISTANCE

730 km (8 full days)



DIFFICULTY

Extreme



DESTINATION

Busan-DMZ of Korea



TOUR MEETS/ENDS

Busan /Seoul

PRICES

TOUR COST: \$

BIKE HIRE: \$

SINGLE SUPPLEMENT: \$

HOW TO BOOK

Please make a reservation through our website and contact us to discuss further detail for you and your group members.

TOUR INFORMATION

GROUP SIZE: 6-15 riders

MINIMUM AGE: 18 years

INCLUDED: English speaking bike tour guide/Support vehicle and drivers/Meals(as indicated) /Accommodation/Day snacks, seasonal fruits and water

EXCLUDED: International/domestic flights/ Visa fees/ Personal snack and alcohol drinks

On this Busan to DMZ 730km Bike Challenge, we cycle 730km in eight cycling days on well paved bicycle trails. These paths are separated from vehicles and are very safe. A support vehicle follows us on this tour to carry our luggage, bike mechanic support and has seats available in case of an emergency. However, the spaces in the vehicle are limited so cyclists will be expected to ride the daily distance listed.

Please note this join-in tour is open to riders from other tour companies or other groups unless it is a private group tour only for your group. This helps us to gather together sufficient numbers of cyclists to guarantee a departure quickly.

Conditions for luggage



Max number of luggage per person: 1 small day backpack & 1 suitcase or luggage



Weight of luggage: Max 25kg per suitcase or luggage

Bike Cargo bag: If you bring your bike and ask us to carry your bike cargo bag, we are happy to carry your bike cargo bag in our support vehicle to our destination. But if there's not enough space in the vehicle and in case that we need to hire a truck to deliver your bike cargo bag to our destination or we keep your bike cargo bag in our office or hotels, extra charge for this service will occur and you are responsible for this extra charge. So please communicate us to find the best solution in that kind of situation before you come to South Korea.

B= Breakfast L= Lunch D= Dinner

Day 0- Arrival at Busan of South Korea

One day before starting the journey. You should be in Busan at least one day before we start riding Busan to DMZ. We recommend you to stay around Haeundae beach of Busan because that's where our journey starts and it is meeting point with ocean view and fresh air.

If you need airport pick up and accommodation on Day 0, please contact us in advance to discuss about airport pick up and finding good accommodation for your group because the price for those service might differ depending on your taste for your group size, vehicle, accommodation level and etc.

Day 1- Busan to Ulsan

We meet you at Haeundae beach which is Busan city's the most beloved beach and land mark, check bikes and we will have brief orientation about the journey. Right after the orientation, we start riding along the ocean as passing Haeundae beach, Gijang beach, and other famous beaches in Busan city. Once we pass Busan boundary, we will meet this beautiful bike path of Korean East Coastal line. After lunch, we start enjoying view of Korean mountains, ocean view and fishing village & its culture. Ulsan city is well-known as Hyundai Motor's home city.

Meals: L, D

Dinner info

https://en.wikipedia.org/wiki/Korean_table_d%27h%C3%B4te

Hotel info (Ulsan Olympia Hotel)

<http://hotelolympia.itrocks.kr/>

03 DAY 1 BUSAN - ULSAN



Day 2- Ulsan – Gyeongju

We start riding from the hotel and we will ride bikes on Ulsan city's bike path leading us to East Coastal bike path again. We will finish riding at Gyeongju city. Gyeongju city is called 'Live Museum City'. It's not too much to say whole Gyeongju city is a live museum for Shilla Dynasty(BC 1c ~ AC 9c). Gyeongju was the capital of Shilla dynasty. Still you can see many King's tombs and Shilla dynasty's fabulous artifacts everywhere in Gyeongju city.

Meals: B, L, D

Dinner info

<https://en.wikipedia.org/wiki/Shabu-shabu>

Hotel info (Korean Traditional House stay in Gyeongju)

<http://www.hanokvillage.co.kr/>

03 DAY 2 ULSAN – GYEONGJU



Day 3- Gyeongju - Yeongdeok

We start riding from the hotel and we will ride bikes on Gyeongju city's bike path leading us to Pohang city. Pohang is POSCO's home city. POSCO is the best metal/iron manufacturing company in the world. POSCO's metal/iron quality is regarded as the best quality in the world. You will have a chance to see Pohang city's big plants on the way to Yeongdeok. Yeongdeok is Korean king crab city. You will see many statue and signs of king crab around Yeongdeok city. Of course we will have Korean king crab for dinner after check in Yeongdeok city.

Meals: B, L, D

Dinner info

<https://en.wikipedia.org/wiki/Shabu-shabu>

Hotel info (Cloud 9 Hotel in Yeongdeok king crab town)

<https://blog.naver.com/sbkcyhmcj/221485262128>

03 DAY 3 GYEONGJU - YEONGDEOK



Day 4- Pohang to Uljin

You will enjoy this great ocean view for the whole day. This well paved bike path along East Sea of South Korea will make your riding relaxing, and you will have more chance to enjoy sightseeing this amazing ocean view riding. We start riding from your hotel in Yeongdeok, Korea's main town for King Crab all the way to Uljin city which is also well know for its King Crab. After dinner, you will have more free time to discover this small fishing village.

Meals: B, L, D

Dinner info

<https://en.wikipedia.org/wiki/Samgye-tang>

Hotel info (Uljin Grand Hotel)

<http://www.uljingrandhotel.com/main.php>

03 DAY 4 YEONGDEOK - ULJIN



Day 5- Uljin to Taebak

Finally big uphill day comes up. Today is big climb day. We will start riding 10km from the hotel for warming up in the morning, then we will challenge 25km climb to go to Taebak city. Taebak is the center of Baedudaegan, the Korean great mountain range. Koreans refer Baekdudaegan as a spinal mountain range which crosses North and South Korea. It will be great challenge day for all riders.

We will have a lunch during the climb to refill your energy and we will have a chance for relaxing foot massage after lunch. Once Taebak city was the blossomed city for mining age in South Korea during 1970, but it became ghost city after the 2nd industry era was gone. However Taebak city and Gangwon Province government have been trying to boost this city as a main city for tourists who are looking for mountain adventure and old mining town tours.

Meals: B, L, D


Dinner info

<http://www.hansik.org/hongkong/uk/hsarticle/hkuk0203000000/view.do?searchKey=&searchString=&searchCategory=?amp;stfoodCd=&seq=37046>

Hotel info (Castello Hotel in Taebak)

<http://www.castellohotel.co.kr/>

03 DAY 5 ULJIN - TAEBAK



Day 6- Taebak to Gangneung

If there is uphill, there will be downhill. Today we ride from Taebak to Gangneung. Taebak is located at top of mountain range and Gangneung is the biggest city in Gangwon Province located at shore of East Sea, South Korea. It means we will have a long downhill riding day to Gangneung.

After breakfast, we start riding from the hotel and we will have short uphill to go to Gangneung. After the short hill, we will enjoy this long gentle downhill riding almost to Gangneung city. It is long distance riding day(120km) but it would be easy downhill riding day.

We will check in a hotel nearby Gyeongpo beach regarded as one of the most developed beach area in South Korea. You will have great chance to explore this beautiful beach area after dinner.

Meals: B, L, D



Dinner info

<https://en.wikipedia.org/wiki/Gamja-tang>

Hotel info (Gyeongpo Beach Hotel)

<http://www.gyungpobeach.com/default/main.php>

03 DAY 6 TAEBAK - GANGNEUNG



Day 6- Gyeongpo to Sokcho

From Gangneung to DMZ riding route is the highlight of Busan to DMZ tour. It has the most scenic view and easy riding route as well. We will ride bikes to Sokcho which is half way to DMZ. We start riding from the hotel, then you will enjoy this peaceful and beautiful beach roads and tall green pine trees at both sides of the beach roads will welcome you for your riding journey. You will pass many fishing villages and well developed beaches. Each beach town has its own theme so that those beach town will make your riding more fun and exciting.

We finish riding at Daepo port of Sokcho city which is the main port of Sokcho city. After check in a hotel, you all are free to explore this amazing port, street markets and its atmosphere at night.

Dinner will be on your own so you can find your most favorite food in Daepo Port area so enjoy your foodie adventure.

Meals: B, L

Dinner info

Dinner will be on your own expense

Hotel info (Socho Ramada Hotel)

<http://www.ramadasc.co.kr/>

03 DAY 7 GANGNEUNG - SOKCHO



Day 7- Sokcho to Gosung(DMZ)

Today is the last day for riding. The further we are going to North, the more beautiful nature we will discover in Gosung, because there is DMZ(De Militarized Zone) in Gosung and Gosung is kind of military zone so that this city contains well preserved nature condition. You will be surprised by much deeper blue color of ocean and the much whiter color of beach sands. Once we finish riding at DMZ area in Gosung, we will load bikes on the vehicle and riders will get on the vehicle to come back to Sokcho city for one more night.

For dinner, we will move to Sokcho Night market so you can enjoy your continued foodie adventure and you will have more freedom for shopping.

Meals: B, L

Dinner info

Sokcho Night market

Hotel info (Socho Ramada Hotel)

<http://www.ramadasc.co.kr/>

03 DAY 8 SOKCHO – DMZ



Day 8- Move to Seoul city

We move to Seoul by transportation. It depends on group size and clients' preference. We can move to Seoul by support vehicle, KTX which is Korean bulletin train, or express bus depending on group size and how clients want to go to Seoul. We will check in a hotel of Seoul when we arrive at Seoul. We can have your own schedule before departing for your home.

Meals: B

III. NUTS & BOLTS



RENTAL BIKES:

This is our rental bike model and info

Hybrid bike- Giant Escape2 2019 model

<https://www.giant-bicycles.com/us/escape-2>

BIKES REPAIRS:

Basic spares and tools are carried by the guide and on the support vehicle, though we cannot guarantee having spares for every conceivable problem. Carrying a basic tool kit, a spare tube and a pump while riding is recommended.

SAFETY:

Wearing a helmet is required on all our biking adventures and is non negotiable. If you do not wear a helmet you will not be allowed to cycle. Your tour leaders is trained in first aid and emergency rescue, but to a large degree you must be responsible for your own safety while riding.

SUPPORT:

A support vehicle follows us on this tour to carry our luggage and has seats available in case of an emergency. However, the spaces in the vehicle are limited so cyclists will be expected to ride the daily distance listed.

GUIDES:

You will be led by a local English-speaking guide. All our guides are well informed in the history, culture and religions of the area where you are biking and are skilled at passing that knowledge on to you. Your guide is also medically trained and an experienced cyclist, able to handle most minor repairs on route.

IV. THE NITTY GRITTY



ARRIVING AND DEPARTING:

This tour begins at Haeundae beach of Busan city, and it ends in Seoul city of South Korea. International and domestic flights to and from the start and finish points are not included in the tour price. Pick up and drop off to and from Busan Airport is not included in this tour. The most popular ways to reach the city center are Busan Metropolitan Subway, airport limousine buses, and regular or van taxis. Please contact us for advice before arranging flights for the best arrival and departure times as well as the best way to reach the hotel. Also if you need pick up and drop off service, please let us know in advance.

PASSPORT AND VISAS:

Passport holders up to 101 countries do not require a visa to visit South Korea from 30-90 days. A complete list of visa-exempt countries is [here](#)

HEALTH:

No vaccinations are needed.

WEATHER:

Korea has four very distinct seasons: spring from mid-March to the end of May; summer from June to August can be very hot and sticky; September through end of November is fall; and winter from December to mid-March. The best time of year to visit is autumn, when skies are blue, the weather is usually sunny and warm and the forested mountainsides are ablaze with astonishing fall colors. Spring, from April to June is another beautiful season, with generally mild temperatures and cherry blossoms spreading north across the country in April. Winters in the north are colder than in the more southerly Busan or Jeju Island.

FOOD:

Meals are included as per the itinerary where B=Breakfast, L=Lunch, D=Dinner. Korean cuisine is largely based upon rice, vegetables, and meats. Traditional Korean meals are noted for the number of side dishes. Kimchi (traditional fermented vegetables) is served often, sometimes at every meal. Any special dietary requirements can also be catered for as well. Please let us know at the time of booking.

DRINK:

Keeping you completely hydrated is a job we take very seriously. Cold water, some energy-restoring local fruit and soft drinks are included in the tour price while riding. Soft drinks and other beverages during meals are not included. Beer is freely available everywhere in Korea, but is NOT included in the price.

ACCOMMODATION:

When we stay in hotels, two riders in one twin bed room or double bed room. When we stay in motels, one rider in one double bed room except for couples.

EXTRA EXPENSES:

You might need cash in Korean currency in case that you might buy personal snack, souvenirs, coffee or others. Tipping is not customary in Korea. Guides have received and accepted tips on a voluntary basis.

MONEY:

The currency in South Korea is the won (₩) ATMs with a 'Global' sign often accept foreign cards. Most Global ATMs have basic instructions in English and mostly have a ₩700,000 won limit. Motels, hotels, shops and restaurants in cities and tourist areas accept foreign credit cards, but there are still plenty of restaurants and small businesses that don't. Be prepared to carry around some cash, especially when we are touring outside the main cities.

TEAMAX ADVENTURE's **cancellation policy**:

Cancellation fees

- After reservation & confirm until 60 days before day of departure: Full deposit(non-refundable)
- 59 to 31 days before day of departure: 30% of full invoice amount
- 30 to 21 days before day of departure: 50%
- 20 to 11 days before day of departure: 70%
- 10 to 1 day before day of departure: 90%
- On day of departure or no show: 100%

The information in this document is given in good faith, and covers the average range of conditions likely to be found on this trip. Please note that the itinerary is subject to change due to unforeseen circumstances, however, we will always do our best to adhere to this original itinerary.

*Sincerely,
TEAMAX ADVENTURE team*

CONTACT US

1ST floor, Saeteoro 12 Beongil 26
Gwangmyeong-si, Gyeonggi-do
South Korea 14276

Office: +82 2 2682 1518

Email(Eng): max@teamaxadventure.com

Cell(Eng): +82 10 7194 9407

FOLLOW US

